

# US History I: 1754 - 1850

Mr. Cummings  
Room 201

Welcome! Look at  
your schedule.

Are you in the  
right class?

If so, find a  
free seat. *This  
won't be your  
permanent  
seat.*




Do Now!

*Pick up a 'Do Now' off the cart by the door. Collaborate with your table to define the term.*



# History is chronological!

## Do Now - What does that mean?



# Timeline Activity!

- ▶ You must line yourselves up along the wall in chronological order of your birthday...in perfect order of birth month and day!
- ▶ We must complete the task in six minutes and 35 seconds!  
(<http://www.online-stopwatch.com/bomb-countdown/>)
- ▶ However there are two rules...
  1. You cannot talk.
  2. You cannot write anything down.




WHAT IS HISTORY AND HOW DO WE LEARN ABOUT IT?


# History

# What is History?

Brainstorm with your group to agree on a definition of history.



# What is History?



# What is History?

- ▶ A chronological record of significant events, often including an explanation of their causes; cause and effect.




How do  
we learn  
about  
history?

Brainstorm with  
your team to  
create a list of  
things that  
help us learn  
about the  
past.



How do we learn about history?




# How do we learn about history?

- ▶ Primary Sources - material that is closest to the person, period, or event being studied; something that was there when history happened.
  - ▶ Examples:
- ▶ Secondary Sources - materials created later to analyze and interpret events in the past.
  - ▶ Examples:


# Who am I?

- ▶ Teacher: Mr. Cummings (Mr. C)
- ▶ Email: [tcummings@jpkeefehs.org](mailto:tcummings@jpkeefehs.org) (school email)
- ▶ Classroom: 201 all day, everyday.




# About me:


- ▶ Born and raised in Pennsylvania, and moved to North Carolina for college.
- ▶ I graduated from N.C. State in 2010 and have been teaching and coaching in Raleigh for the past seven years.
- ▶ This is my first year at Keefe Tech!
  
- ▶ Accomplishments this summer:
  - ▶ My fiancé and I just moved to Massachusetts in June.
  - ▶ I went to the beach with 30 of my (crazy) family members and survived.
  - ▶ I saw my favorite band, Dawes, twice.



# Why I enjoy history!



# BREAKING NEWS



# What is US History I?



- ▶ United States History 1: The Founding Principles traces the development of the United States from colonization to the End of Reconstruction.
- ▶ The course is a ninth-grade Social Studies course *mandated* by the State Department of Public Instruction (SDPI) of Massachusetts and is required for graduation from any public high school in Massachusetts.
- ▶ There is a second part of the course, US History II, that the students will take in tenth grade.



# Tell me some more about yourself!

- ▶ Complete the student survey!

# What does U.S. History I cover?

▶ This course will examine the development of America focusing on key skills that a student will need to master in order to become successful in all future Social Studies classes. Mastery of content and skills will help the student be able to but not limited to:

- Study the past effectively and be able to understand the **cause and effect** of specific actions, decisions, legislation, and movements on the development of the present.

AND>>>>>>>>>>





- ▶ Comprehend and analyze **Primary** and **Secondary** source materials, and be able to draw evidence from these documents to effectively explain and support their interpretations of the past.
- ▶ Does anyone know the difference?

# Also,

- ▶ Developing the skills needed for success in writing, reading, and analyzing United States history.



# Class Guidelines

- ▶ **1. Respect:** Respect your peers, your teacher, the school, and yourself. Without respect in and out of the classroom, we cannot grow as class and community.
- ▶ **2. Be prompt and ready to go:** Being on time is an attribute that will strive the students to be successful in life. They also must be prepared for class daily.
- ▶ **3. Food/Drink:** I will allow the students to have water inside the classroom, THAT IS ALL!
- ▶ **4. Cell Phones:** Unless special permission is given in order to use as education technology and facilitate LEARNING, keep cell phones out of sight.



# Procedures:

▶ Each day in class we will strive to answer a goal or an objective. My goal is by the end of the day, the students will be able to answer this goal demonstrating mastery.

**1. Most days** students will complete a daily Do Now, which will be found on the shelf by the door.

**2.** There will be a short quiz\* daily to make sure the students retain and display the knowledge of the previous day's materials.

# Tech Stuff:

► Website


► Remind 101

► Twitter: @MrCummingsClass



Navigate this site for class announcements, documents, assignments, etc.

This site will be updated throughout the semester to reflect the pacing of each course. Any announcements will be posted on this homepage while class documents and assignments will be posted in the appropriate course pages. You may access these pages by following the links to the left. Any



 remind  
Communicate safely with  
students & parents.

# Term Grade Breakdown:

**Assessments: 40%**

- ▶ Quizzes, tests, projects, papers, portfolio\*

**Assignments: 40%**

- ▶ Homework\*, class work


**Employability: 20%** (Weekly composite grade)

- ▶ Preparedness, punctuality, professionalism, behavior



# In order to be successful in this Class you will need the following supplies:

- One-inch three-ring notebook with lined paper and dividers
- #2 pencil
- Black/blue pen
- Color Pencils
- Highlighter (any color)



# Attendance and Participation

- ▶ The students are expected to be in class daily and be active in class. Without daily presents it will be difficult to pass the class. Participation is a must in my class.
- ▶ I love to ask the students thought provoking questions that lead into much discussion.
- ▶ Daily attendance and participation will directly affect the student academic process throughout the year.

- ▶ **“Eighty percent of success is showing up.”**  
— Woody Allen.



# Make up Work:

- ▶ Work assigned prior to student's absence will be due when the student returns.
- ▶ Work assigned during a student's absence will be due upon a date agreed upon by the teacher and the student.
- ▶ Planned absences require the student to inform the teacher in advance and develop a plan for completing all work to be missed.
- ▶ Missed tests and quizzes will be made up after school on the day after the date of return unless otherwise coordinated with the teacher.

# Late Policy:

- ▶ Graded assignments: Loss of 10 points if less than one week late; loss of 20 points if greater than one week late.
- ▶ If a student is in school of any part of the day on which the assignment is due, it must be turned in on that day or it will be considered late.
- ▶ Any exceptions to these policies is at the discretion of the teacher for exceptional situations.

# Kahoot – U.S. History Baseline Quiz

▶ <https://play.kahoot.it/#/k/bd84f79b-70e0-4461-8a26-8169b989a1fd>